

INVESTOR PRESENTATION

Q1-2026




TABLE OF CONTENT

ABOUT LESHA BANK	03
STRATEGY	04
OWNERSHIP STRUCTURE AND OVERVIEW	05
LEADERSHIP	06
BUSINESS SEGMENTS	07
FINANCIAL HIGHLIGHTS - POSITION & PERFORMANCE	08
KEY NEWS UPDATE	13
DISCLAIMER	14

ABOUT LESHA BANK



Vision

Become a global leader in Shari'a-compliant investment banking by offering innovative investment opportunities to achieve sustainable growth.



Founded in 2008

First independent Shari'a-compliant Investment Bank in Qatar to be authorized by Qatar Financial Center Regulatory Authority (QFCRA) and a listed entity on Qatar Stock Exchange (QSE: QFBQ).



Shari'a-Compliant

Shari'a Supervisory board reviews and approves each deal and investment.



QAR 15 billion

Assets Under Management (AUM) as of 31st March 2026 in Private Equity, Aviation, Real Estate, Public Equity and Debt.



Product Offerings

Provide top-tier Private & Public Equity, Real Estate, Advisory, Private Banking & Wealth Management, Corporate Banking and Treasury services to High-Net Worth & Ultra High-Net-Worth Individuals and well-renowned corporations and institutions.



Experienced Team & Partners

Lesha Bank's global, multi-disciplined approach and broad network allows the Bank to source unique investment opportunities globally.

Legal Structure

A limited Liability Company (Public) incorporated in the QFC

QFC License No.

00091

Date of Registration

4 September 2008

Authorized Capital

QAR 1,120,000,000

Paid up Capital

QAR 1,120,000,000


Market Capitalization

QAR 2,020,480,000
(As of 31st March 2026)

Trading Symbol

Qatar Stock Exchange
(QSE: QFBQ)

STRATEGY

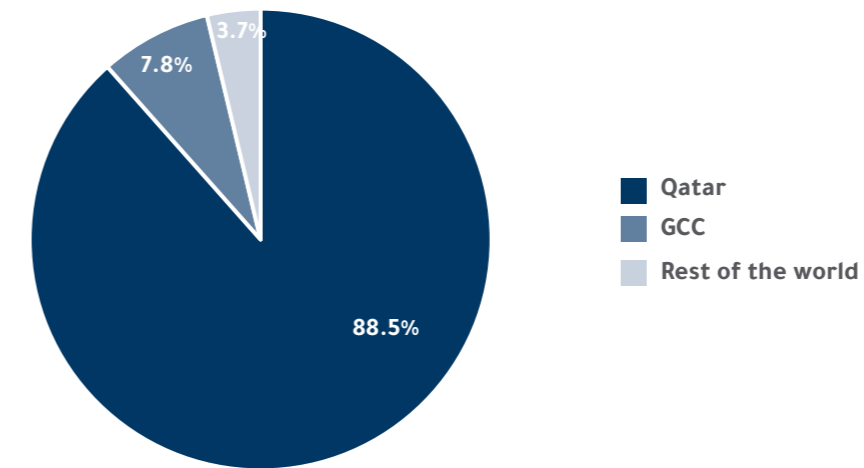


OVERVIEW AND OWNERSHIP STRUCTURE


Share Price

Indicator	Date	Value (QAR)
Last Price	31-March-26	1.804
52 Week High	29-January-26	1.925
52 Week Low	06-April-25	1.211

Shareholding by Country



Top Shareholders



LEADERSHIP

CHAIRMAN



HE Sheikh Faisal bin Thani Al Thani

- Minister of Commerce and Industry
- Chairman of the Qatar Financial Centre Authority, Qatar Stock Exchange and the Advisory Board for the Investment Promotion Agency
- Chairman of Ooredoo Group and is a member of the Board of Directors of Qatar Airways Group and Qatar Insurance Company
- Served as the Chief Investment Officer for Asia and Africa at the Qatar Investment Authority
- Former Board member of several prominent organizations, including Ahlibank, Qatari Diar Real Estate Investment Company, Nakilat, Bharti Airtel, and Siemens Qatar
- Degree in Business Administration from Marymount University in the USA and an Executive MBA from HEC Paris

GROUP CHIEF EXECUTIVE OFFICER (GCEO)



Mohammed Ismail Al Emadi

- Current Chairman Oryx Corniche Developments QPJS
- Former Group Chief Business Officer at Masraf Al Rayan
- Board Advisor at Qatar Academy Msheireb
- Degree in Business Management and Finance from George Washington University in Washington DC

BOARD OF DIRECTORS



HE Mohammed Yousef Al Mana

Vice Chairman



HE Hamad Ali Al Mannai

Board Member



HE Meshaal Mohamed Al Mahmoud

Board Member



Mr Mohammed Ali Al Sulaiti

Board Member



Mr Nasser Ali Al Hajri

Board Member



Mr Eisa Mohamad Al Mohannadi

Board Member



Mr Abdulrahman Irfan Totonji

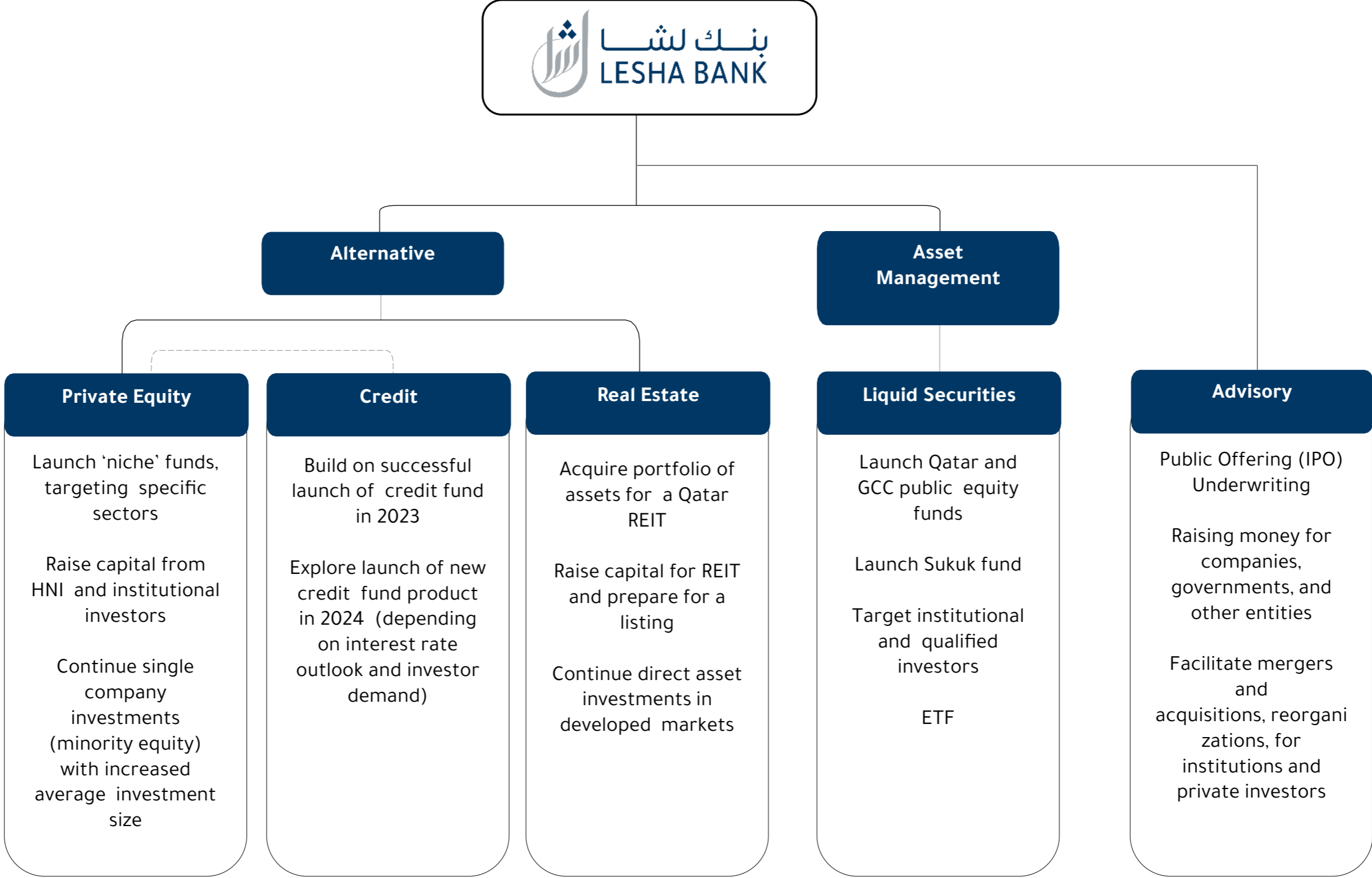
Board Member



Mr Nasser Abdullah Al Misnad

Board Member

BUSINESS SEGMENTS



FINANCIAL HIGHLIGHTS (YoY) - POSITION & PERFORMANCE

Balance Sheet

- ▶ Total assets at QAR 9.9 billion compared to QAR 7 billion in the same period last year
- ▶ Total investments reached QAR 4.8 billion
- ▶ Cash & bank balances stood at QAR 4.4 billion compared to QAR 3 billion YE 2025
- ▶ Deposits reached QAR 4.8 billion
- ▶ Total equity* stood at QAR 1.4 billion

Income Statement

- ▶ Net profit* of QAR 48.6 million, 20% Increase YoY
- ▶ Income from sukuk investments reached at QAR 37.9 million
- ▶ Fees & Dividend income at QAR 53.1 million, 57% increase YoY
- ▶ Total expenses at QAR 51.8 million for Q1 2026

Financial Ratios

- ▶ Return on average equity (ROE) at 13.2%
- ▶ Return on average assets (ROA) at 2.2%
- ▶ Earnings per share (EPS) at QAR 0.174
- ▶ Book value reached to QAR 1.28

* Attributed to the equity holders of the bank



FINANCIAL POSITION HIGHLIGHTS

Summary of Balance Sheet as of 31st March 2026

Description (QAR millions)	Q1-2026	Q1-2025	YoY %
Cash and Bank Balances	4,410	2,857	54%
Investments	4,789	3,736	28%
Assets held-for-sale	-	83	-100%
Financing Assets	270	127	112%
Fixed & Other Assets	384	200	93%
Total Assets	9,853	7,004	41%
Total Deposits	4,817	2,854	69%
Total Equity *	1,431	1,334	7%

* Attributed to the equity holders of the bank

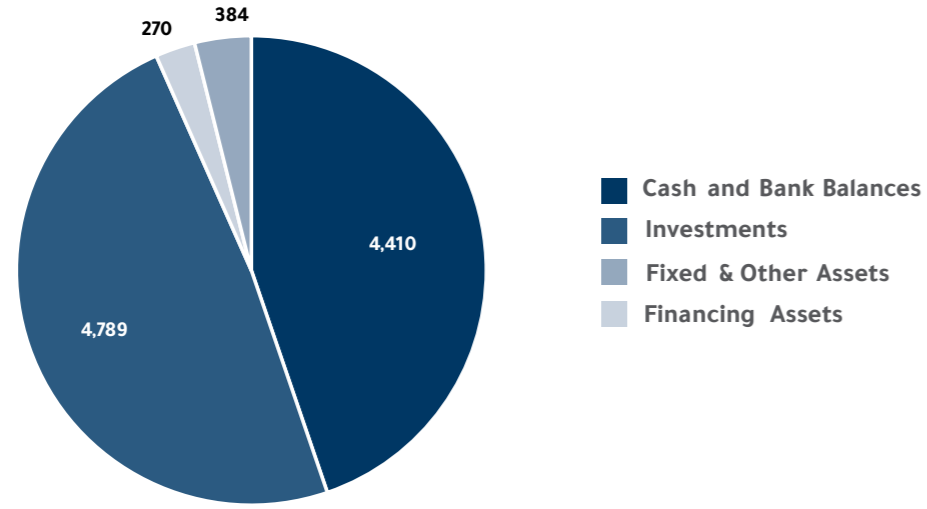
Key Highlights

- Total assets increase by 41% YoY
- Investments include QAR 2,725 million of investment in sukuk
- Total deposits include QAR 4,470 million on Quasi-Equity
- Total equity attributable to the shareholders of Lesha Bank increased by 7% YoY

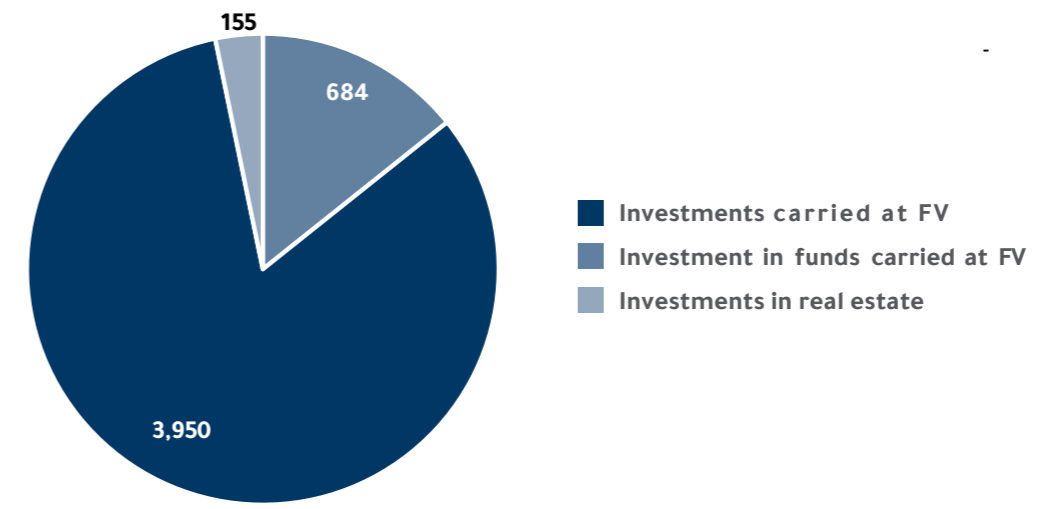


FINANCIAL POSITION ANALYSIS

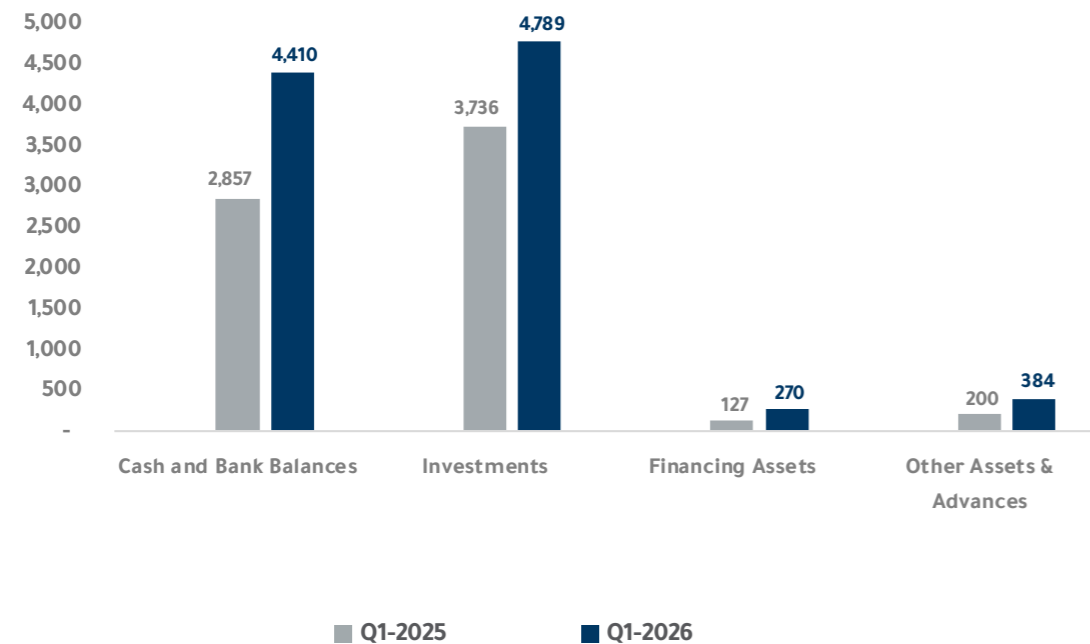
Asset Mix - Q1 2026 (QAR millions)



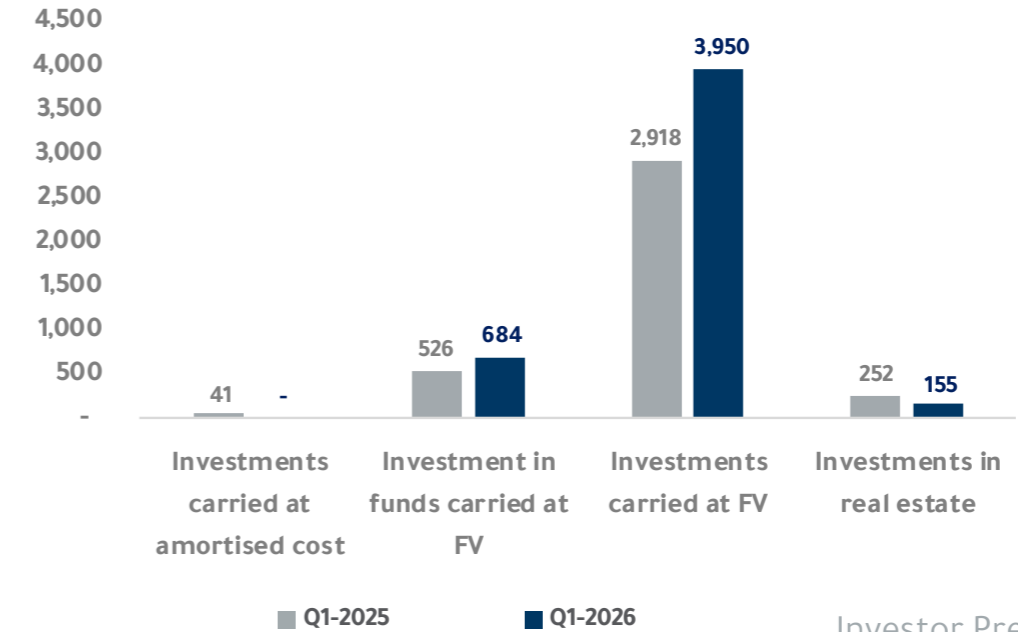
Investment Mix - Q1 2026 (QAR millions)



Asset Mix Trend (QAR millions)

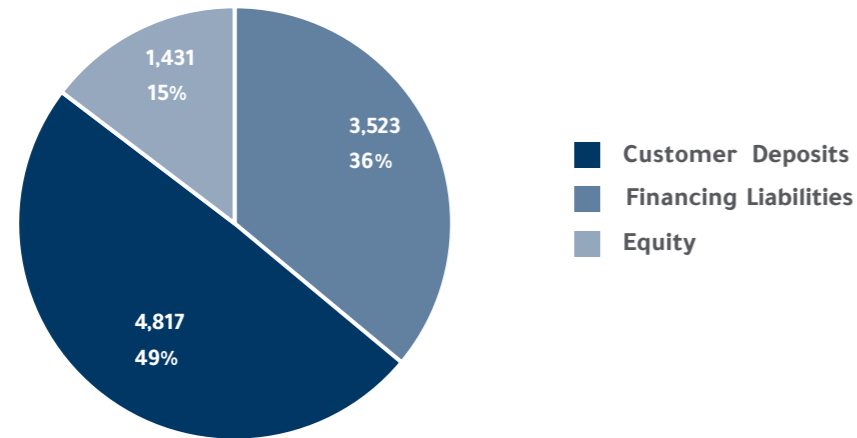


Investment Mix Trend (QAR millions)

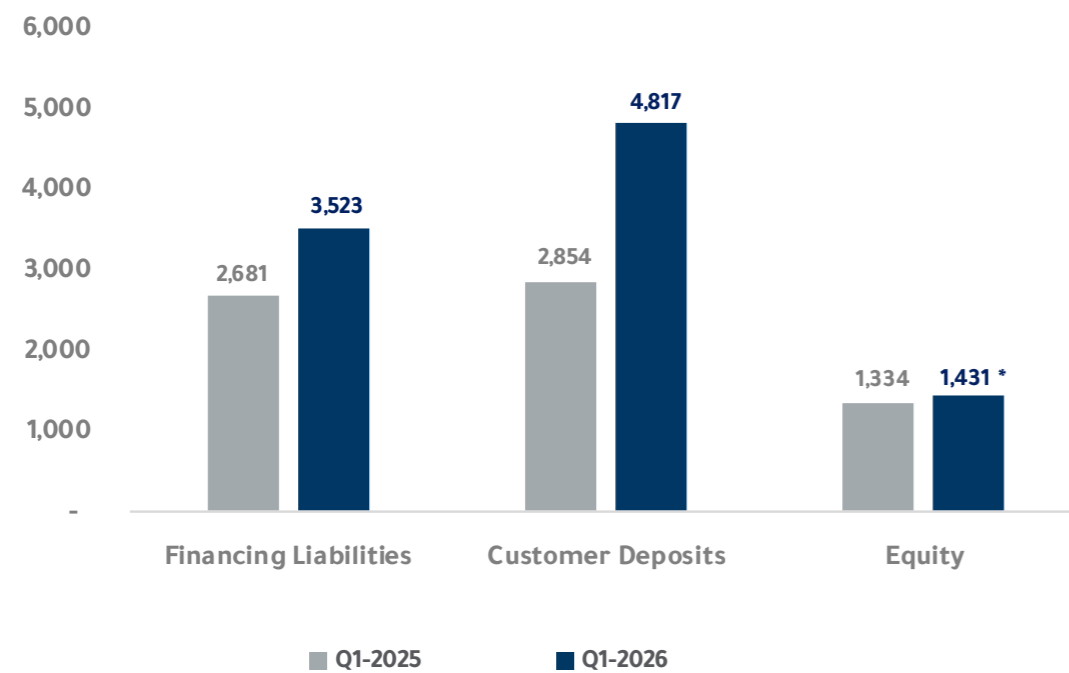


FINANCIAL POSITION ANALYSIS

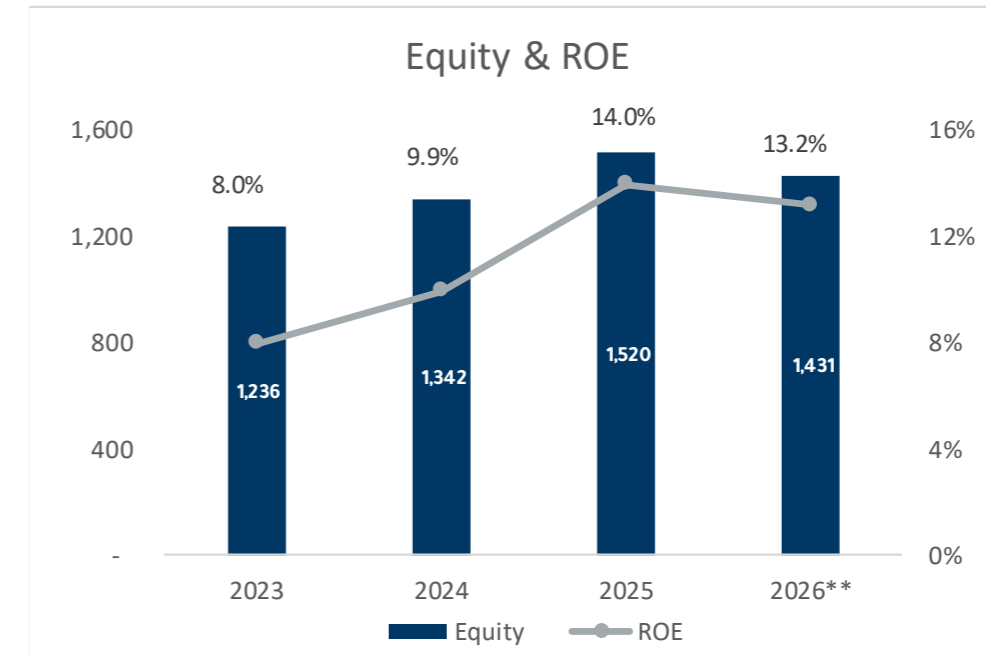
Funding Mix - Q1 2026 (QAR millions)



Funding Mix Trend (QAR millions)



ROE and Equity Growth Trajectory (2023-2026)



- 1 Consistent Equity Growth
- 2 Improving Profitability: ROE improved from 8 % in 2023 to 13.2% in 2026**
- 3 Customer deposit increased by 69% YoY
- 4 Equity increased by 7.3% YoY

* Attributed to the equity holders of the bank
 **Annualized

FINANCIAL PERFORMANCE HIGHLIGHTS

Summary of Income Statement for 31st March 2026

Description (QAR millions)	Q1-2026	Q1-2025	YoY %
Fee & Dividend Income	53.1	33.7	57%
Profit on Sukuk Investments	37.9	30.5	24%
Income from Placements	34.8	38.6	-10%
Other Income	47.0	21.7	117%
Financing costs	(72.8)	(52.8)	38%
Total Income	100.0	71.6	40%
Total Expenses	(51.8)	(34.6)	15%
Provision for impairment & investments	0.4	(1.2)	-131%
Net Profit *	48.6	40.5	20%

* Attributed to equity holders of the bank

Key Highlights

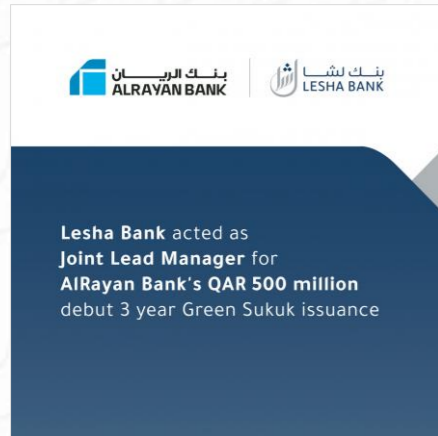
1 Total income increase by 40% in Q1-2026

3 YoY Increase of 24% from Profit of Sukuk Investments

2 Net profit* of QAR 48.6 million for Q1-2026 increased by 20% YoY

4 YOY increase of 57% in Fee & Dividend income

KEY NEWS UPDATE & AWARDS - Q1 2026



Joint Lead Manager for AlRayan Bank's QAR 500 million debut 3-year Green Sukuk issuance.



Lesha Bank held its Annual and Extraordinary General Meeting on Wednesday 25 February 2026 and approved all items listed on its agenda.

February



Lesha Capital (fully owned subsidiary of Lesha Bank) has been officially granted the Managing Investments and Operating Funds license by the Capital Market Authority (CMA) in Saudi Arabia in addition to its existing advisory license.

March

Proposed acquisition by Lesha Bank's fully owned subsidiary LAC 10 LLC (a Qatar Financial Centre company) of the entire issued share capital of Amedeo Air Four Plus Limited ("AA4+"), an aircraft leasing company incorporated in Guernsey and listed on the London Stock Exchange (acquisition is expected to complete in Q3 2026).

DISCLAIMER

The information contained in this brochure is strictly confidential and intended for the sole consumption of its intended recipient. The information contained herein is strictly intended for providing general updates and information, it does not constitute a sale or offer of investment products, neither does it constitute as an investment advice and shall not be a reliable guide to future performance. The recipient is cautioned from making investment decisions based on this information and is required to obtain independent investment and legal advice from a licensed financial/investment advisor/counsel.

Certain information set forth in this brochure contains “forward-looking information”, including “future-oriented financial information” and “financial outlook”, under applicable laws (collectively referred to herein as Forward-looking Statements or Statements). Except for statements of historical fact, the information contained herein constitutes Forward-looking Statements and may include, but is not limited to, the (i) projected financial performance of the investment; (ii) completion of, and the use of proceeds from, the sale of the shares when completed; (iii) the expected development of the investment, related business activities, projects, and joint ventures; (iv) execution of the investment’s objectives and growth strategy, and global growth outlook; (v) updates and developments relating to third-party financing for the investment; (vi) completion of the investment’s activities that are currently underway, in development or other-

wise under consideration; (vii) future liquidity, working capital, and capital requirements.

Forward-looking statements are provided to allow current and potential investors the opportunity to understand management’s demonstration and opinions in respect of the future of this investment so that they may use such beliefs and opinions as one factor in evaluating an investment and shall not be a reliable guide to the future performance of this investment.

These statements are not guarantees of future performance and undue reliance should not be placed on them. Such Forward-looking Statements necessarily involve known and unknown risks and uncertainties, which may cause actual performance and financial results in future periods to differ materially from any projections of future performance or result expressed or implied by such Forward looking Statements.

Although Forward-looking Statements contained in this brochure are based upon what management believes are reasonable assumptions in accordance with the information provided by the target investment, there can be no assurance that Forward-looking Statements will prove to be accurate, as actual results and future events could differ materially from those anticipated in such statements. The Bank undertakes no obligation to update

Forward-looking Statements if circumstances or management’s estimates or opinions should change except as required by applicable relevant laws. The reader is cautioned not to place undue reliance on Forward-looking Statements.

While the Bank has endeavored to ensure the correctness of the information provided, the Bank is not responsible for any errors, omissions, or the results obtained from using this information and shall not make any guarantees or warranties based on the information contained in this brochure.

4th Floor, Tornado Tower, West Bay, Doha, Qatar | PO Box 28028 | T +974 4448 3333 | F +974 4448 3560 | information@leshabank.com | www.leshabank.com

Lesha Bank LLC (Public) is a Shari'a-compliant bank authorized by QFCRA under license No. 00091 and listed on the Qatar Stock Exchange (QSE: QFBQ)

Investor Relations Contact

Mr. Ahmed Abou Elela

Head of Corporate Services

PO Box 28028, 4th Floor, Tornado Towers,
West Bay Doha, Qatar

Direct: + 974 4448 3496

E-mail: investor@leshabank.com